

# Element Scavenger Hunt

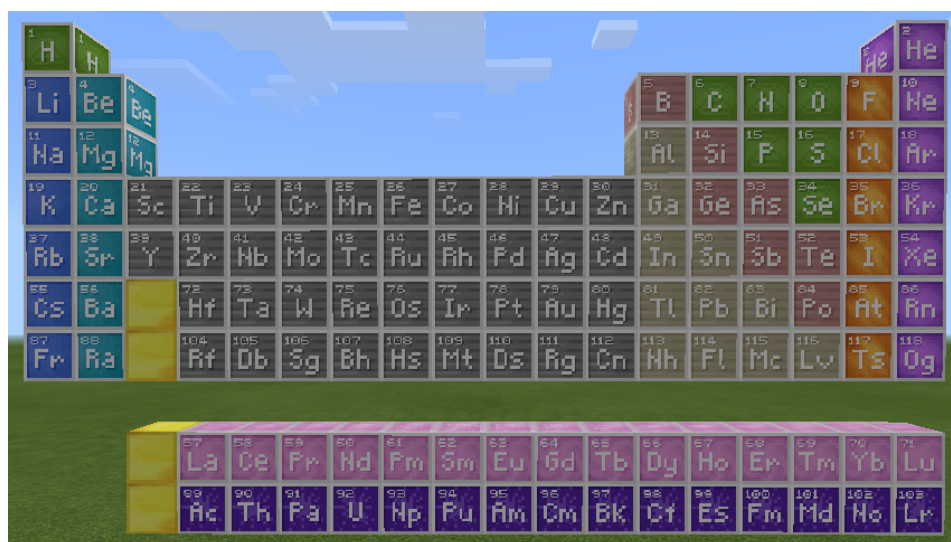


## Welcome to the Element Scavenger Hunt Microsoft Workshop

Have you ever seen a chef cook a meal? They start with component ingredients like sugar, salt, flour, and chocolate chips, but in the end, they make some tasty creations! Just like a chef uses different ingredients to make delicious food, everything in our world is made up of ingredients. These ingredients are called elements. Elements are solids, liquids, or gases that cannot be divided or broken into anything else.

Think of your favorite candy bar. Chances are, it probably has a few different ingredients in it such as chocolate, caramel, and peanuts. If you wanted to, you could take apart your candy bar and make piles of chocolate, caramel, and nuts. A candy bar would not be a good example of an element because it can be broken down into something different. Although it started out as a bar of candy, it became piles of ingredients. It would still be very tasty, but it isn't a bar anymore.


On the other hand, what happens if you take a piece of gold and try to break it down into other parts? You can heat gold, freeze it, cut it up, or have Wylie Coyote try to drop an anvil on it, and it will still be gold. You can't turn it into anything but gold. That is because gold is an element. Element blocks in Minecraft look like these, arranged in the Periodic Table.



# Element Scavenger Hunt



In Minecraft we can use the Material Reducer to break apart a Minecraft block into its component elements.



To use the Material Reducer. You place a Minecraft Block at the top (red arrow) and the component elements are listed below (in the red box). You can then drag & drop them into your inventory with your mouse.

Your Mission is to Explore the Minecraft World, collect Minecraft blocks of different types. Use the Materials Reducer to break the blocks into the component elements. Place the elements you find in the provided slots on the wall. Place each element on the wall only once. Find as many elements as you can to fill up both sides of the wall.

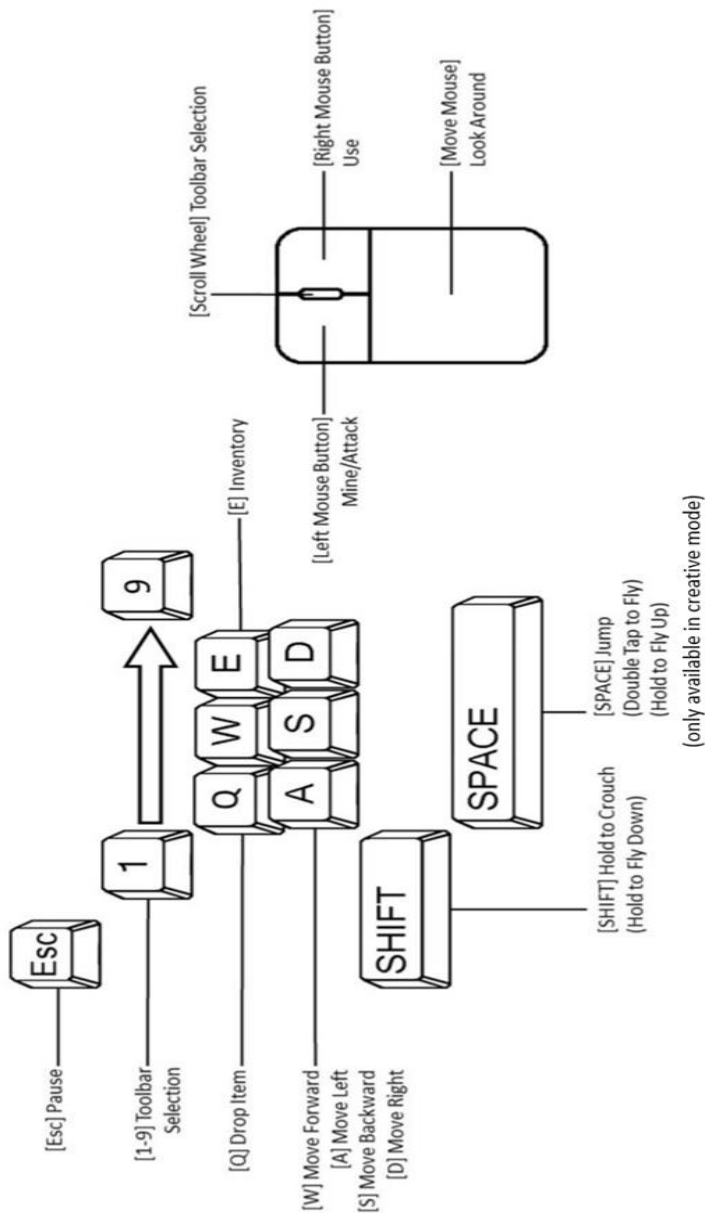


# Element Scavenger Hunt



## Minecraft Controls

Mouse & Keyboard



# Element Scavenger Hunt



**Primary Inventory slots:** To use these items, scroll the wheel on the mouse or use the numbers on the keyboard to select the item you want to use. Then press the right mouse button.



**Secondary Inventory slots:** If you don't need something right away you can move it to your secondary inventory. Press the "e" key to bring up the secondary inventory screen then you can drag and drop items. For most blocks you can have up to 64 of a block in a given inventory slot.



**HINT:** You can get rid of unneeded blocks by placing them in a chest.